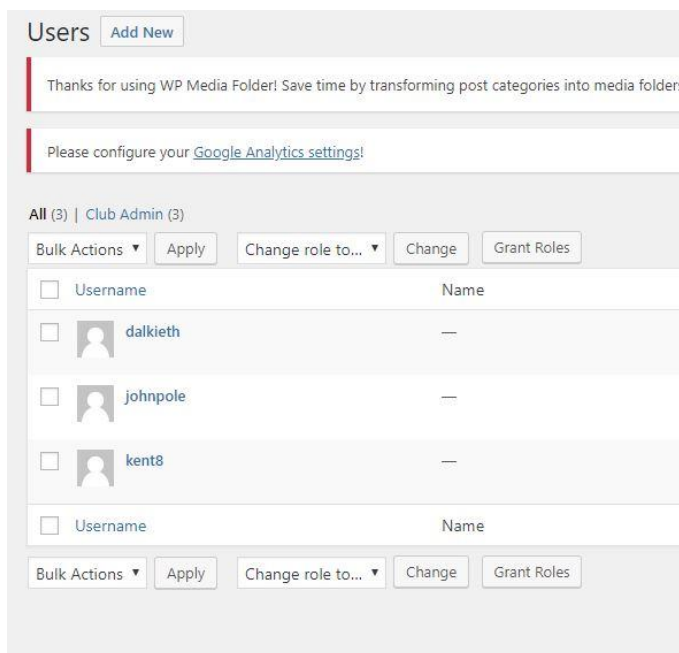
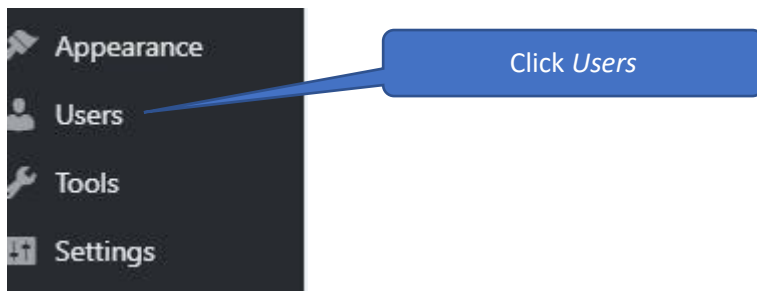


DNBC website: ADMINISTRATION RIGHTS

At time of writing there are three people who can edit the website.

To remove these or add others, take the following steps:

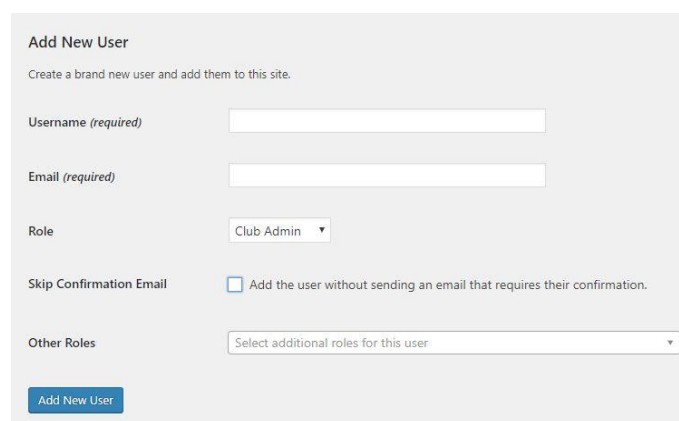


Remove an existing user

1. Select the user to be removed by clicking in the small box to left of their name.
2. Click *Bulk Actions* above or below the list of users.
3. Select *Remove* then *Apply*.

Add a new user

1. Click *Add New* at the top of the window.
2. Scroll down the new page to *Add New User*.
3. Enter the new user's *Username* and *email address*.
4. Select *Club Admin* from the *Role* drop list.
5. Tick the *Skip Confirmation Email* option.
6. Click **Add New User** at the bottom.



7. Go to *Profile* under *Users* and scroll a long way down to enter a new password for this user. The site seems to demand a strong password as several attempts to get by with a weak password have failed to work.